SD-290B/SNE

Power Rating		
Emergency Standby Power ESP	kVA	289.1
Emergency Standby Power ESP	kW	231.3
Prime power PRP	kVA	260.8
Prime power PRP	kW	208.6
Voltage		440/254
Frequency		60
Power factor	cos ϕ	0.8
Phases		3
Fuel		Diesel

Ratings definition (ISO-8528-1)
ESP - Emergency Standby Power:
It is the maximum power available during a variable electrical power sequence, under the stated operating conditions, for which a generating set is capable of delivering in the event of a utility power outage or under test conditions for up to 200 h of operation per year with the maintenance intervals and procedures being carried out as prescribed by the manufacturers. The permissible average power output over 24 h of operation shall not exceed 70 % of the ESP.
PRP - Prime Power:
It is defined as being the maximum power which a generating set is capable of delivering continuously whilst supplying a variable electrical load when operated for an unlimited number of hours per year under the agreed operating conditions with the maintenance intervals and procedures being carried out as prescribed by the manufacturer. The permissible average power output over 24 h of operation shall not exceed 70 % of the prime power.
G2 class load acceptance in accordance with ISO 8528-5: Higher performance classes check upon request.
Gensets are compliant with EC mark which includes the following directives and standards and subsequent modification and intregation:
• 2006/42/CE Machinery safety
• 2014/30/UE Electromagnetic compatibility
• 2014/35/UE electrical equipment designed for use within certain voltage limits
• 2000/14/EC Sound Power level. Noise emissions outdoor equipment. (amended by 2005/88/EC) – If applicable
• 97/68/EC Emissions of gaseous and particulate pollutants. (amended by 2016/1628 EC) – If applicable
• ISO 8528 as applicable
• 2011/65 ROHS
• EN 12100, EN 13857, EN 60204 as referred into the ISO8528-13
Company with quality certification ISO 9001

Engine specifications		
Engine brand		Baudouin
Model		6M16G4D0/S
Operation Speed Nominal	rpm	1800
Engine cooling system		Water
Exhaust emission level		Non Emission Certified
Nr. of cylinder and disposition		6 in line
Displacement	cm³	9726
Aspiration	Type	Turbocharged aftercooled
Speed governor		Electronic
Gross Engine Power ESP	kWm	264
Gross Engine Power PRP	kWm	240
Fan Power	kWm	18
Fan Air flow	m³/min	481.2
Total Oil capacity	l	22
Total Coolant capacity	l	22
Fuel		Diesel
Specific Fuel consumption 100% ESP	g/kWh	199.9
Specific Fuel consumption 75% PRP	g/kWh	196.8
Starting system		Electric
Electric circuit	V	24

Alternator specifications		
Alternator brand		Mecc Alte
Model		ECO38 1M4 C
Winding		Standard
Winding Connections	Type	Series Star
Frequency	Hz	60
Voltage	V	440
Phases		3
Power factor	cos ϕ	0.8
Stand-by rating 27°C	kVA	300
Continuous Nominal Rating 40°C	kVA	270
Efficiency @ 100% of load	%	94
Type		Brushless
Poles		4
Voltage tolerance	%	1
Class		H
IP protection		23

Installation data		
Total air flow	m³/min	539
Exhaust gas flow PRP	m³/min	48.6
Exhaust gas temperature	°C	700
Fuel consumption 75% PRP	l/h	43.17
Fuel consumption 100% PRP	l/h	56.47

Fuel Tank - Options Available:		
To be ordered with equipment (when necessary)		
AUTONOMY		
8PFT Running time 75% PRP	h	15.06
MFT-S Running time 75% PRP	h	15.06
MFT-XM Running time 75% PRP	h	23.16
MFT-M Running time 75% PRP	h	46.33
MFT-L Running time 75% PRP	h	92.66

PFT	Plastic Fuel Tank	Type	8
	8PFT Fuel tank capacity	l	650
	8PFT Fuel tank location		Internal

MFT	Metal Fuel Tank	Type	S
	MFT-S Fuel tank capacity	l	650
	MFT-S Fuel tank location		Internal

MFT	Metal Fuel Tank	Type	XM
	MFT-XM Fuel tank capacity	l	1000
	MFT-XM Fuel tank location		With sub-base
	MFT-XM EXTRA Length (only for open versions)	mm	689
	MFT-XM EXTRA Height	mm	448
	MFT-XM EXTRA Weight	kg	615

MFT	Metal Fuel Tank	Type	M
	MFT-M Fuel tank capacity	l	2000
	MFT-M Fuel tank location		With sub-base
	MFT-M EXTRA Length (only for open versions)	mm	689
	MFT-M EXTRA Height (for open/canopy versions)	mm	448
	MFT-M EXTRA Weight	kg	813

MFT	Metal Fuel Tank	Type	L
	MFT-L Fuel tank capacity	l	4000
	MFT-L Fuel tank location		With sub-base
	MFT-L EXTRA Length (only for open versions)	mm	689
	MFT-L EXTRA Height (open/canopy versions)	mm	860
	MFT-L EXTRA Weight	kg	1172

Electrical Data		
Battery Voltage	V	24
Genset Voltage	V	440/254
Frequency	Hz	60
Phases		3
Power Factor	cos ϕ	0.8
Max current	A	379
Nominal current	A	342
Circuit breaker	A	400

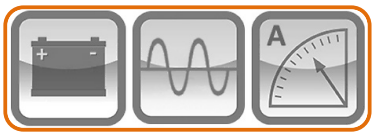

Control panel - Options Available:

AUTOMATIC CONTROL PANEL	ACP
MODULAR PARALLEL PANEL	MPP

ACP - AUTOMATIC CONTROL PANEL

- Auto Mains Failure (AMF) function
- Gen-set controller for single genset operating in standby or prime power modes
- Full gen-set monitoring and protection
- Detailed event and performance log with time and date
- Wide range of remote control modules available as option
- Wide range of I/O expansion modules available as option

Power supply by circuit breaker and/or terminal bus bar

MPP - MODULAR PARALLEL PANEL

- Modular parallel panel allows the genset to work in parallel (up to 32 gen-sets)
- Easy switching between parallel to mains or multiple genset applications
- Full gen-set monitoring and protection
- Detailed event and performance log with time and date
- Wide range of communication and connection capabilities available

Power supply by circuit breaker and/or terminal bus bar

OPEN VERSION

- Baseframe made of welded steel profile
- Anti-vibration mountings properly sized
- Screwed support legs
- Hole for handling by crane
- Moving and rotating parts protection against accidental contact
- Grounding point to connect all metal parts to ground

Weight	kg	2015

OPTIONS AVAILABLE (ONLY FOR OPEN VERSION)

Industrial Exhaust System	IES
Residential Exhaust System	RES
Critical Exhaust System	CES

CANOPY VERSION

- Weatherproof Enclosure made of galvanized sheet metal allows to protect genset from corrosion and aggressive condition
- Soundproofed enclosure tanks to high quality soundproof material and residential silencer, allows to have low noise emission level
- Big large lateral doors allows an easy service and maintenance operation
- Doors equipped with key lockable handles
- Baseframe made of welded steel profile
- Anti-vibration mountings properly sized
- Screwed support legs
- Hole for handling by crane
- Moving and rotating parts protection against accidental contact
- Grounding point to connect all metal parts to ground

Dimensional data Canopy Version

Length	(L) mm	4000
Width	(W) mm	1460
Height	(H) mm	2147

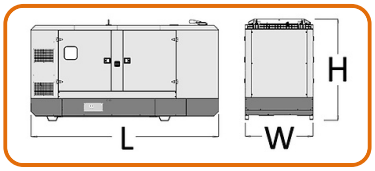

Weight	kg	3025

CANOPY EXTRA SILENT VERSION

- Extra silent Enclosure with low noise emission, suitable for installation near city centre and in any place where severe noise emission restriction are present
- Extra Silent Enclosure guarantee very low noise emission thanks to an additional soundproofing modules, high quality soundproof material and residential silencer installed inside the enclosure
- Weatherproof Enclosure made of galvanized sheet metal allows to protect genset from corrosion and aggressive condition
- Big large lateral doors allows an easy service and maintenance operation
- Doors equipped with key lockable handles
- Baseframe made of welded steel profile
- Anti-vibration mountings properly sized
- Screwed support legs
- Hole in the baseframe for handling by crane
- Moving and rotating parts protection against accidental contact
- Grounding point to connect all metal parts to ground



Dimensional data Canopy (Extra Silent Enclosure)

Length	(L) mm	5286
Width	(W) mm	1460
Height	(H) mm	2147

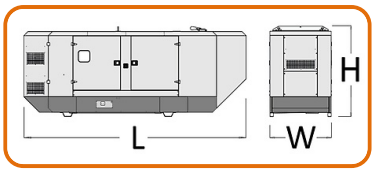

Weight	kg	3356

OPTIONS AVAILABLE (ONLY FOR CANOPY VERSIONS)

Roof lifting Point	RLP

OPTIONAL FEATURES

To be ordered with equipment (when necessary)	:
Pre-Heating System	PHS
Heavy-Duty Air Filter	HDF
Water Separator Filter	WSP
Exhaust Spark Arrestor	ESA
Hot Parts Protection	HPP
Alternator Winding Total Protection	WTP
Alternator anti-condensation heater	ACH
Galvanized skid base with fork lift point	GSB

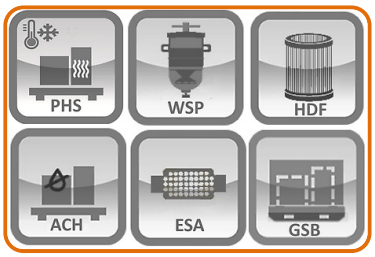

The information is aligned with the Data file at the time of download.
Printed on 05/09/2026 (ID 21380)

©2026 | www.generacinternational.com